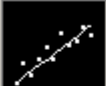







Add Trendline

Type | Options

Trend/Regression type

			Order: 2
Linear	Logarithmic	Polynomial	
			Period: 2
Power	Exponential	Moving Average	

Based on series:

- y
- Predicted y

OK Cancel

Add Trendline

Type Options

Trendline name

Automatic: Linear (Predicted y)

Custom:

Forecast

Forward: Units

Backward: Units

Set intercept =

Display equation on chart

Display R-squared value on chart

OK Cancel

